



SHIP INFORMATION

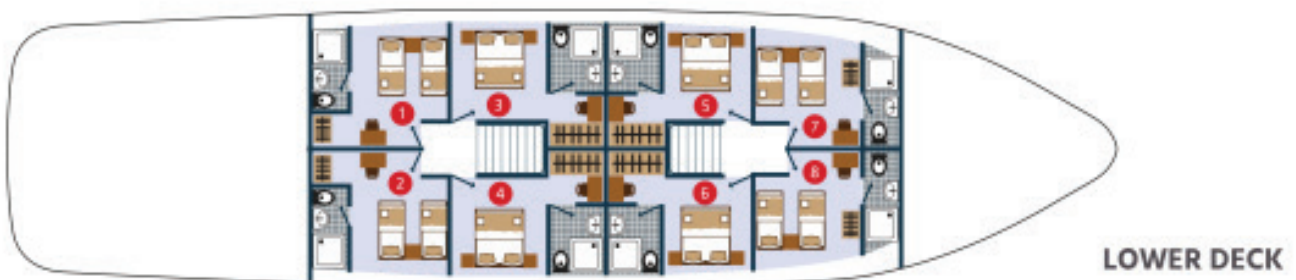
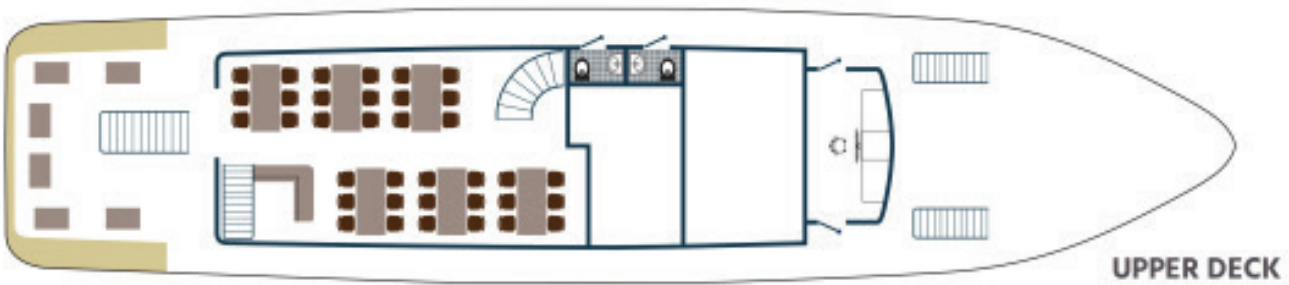
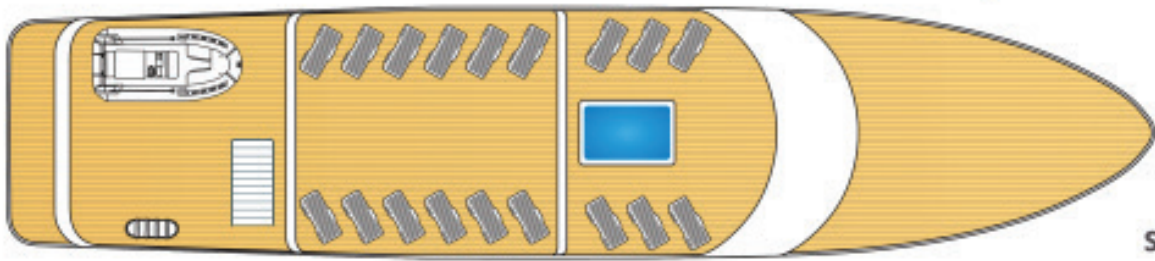
FEATURES

M/S EQUATOR

Years of construction: 2017	Supreme category
Length: 39.6 m / 129.9 feet	Jacuzzi & Sun deck with sunbeds
Width: 8 m / 26.2 feet	Salon/Restaurant & Bar
Speed: 12 NM	Cabins with private bathroom, A/C & LCD TV
Cabins: 18	Free Wi-fi on board
Capacity: 36 passengers	Voltage: 220v



M/S EQUATOR



CABIN TYPE

MAIN DECK: **6** Double/Twin cabins; **4** Double cabins

LOWER DECK: **4** Double cabins; **4** Twin cabins



PUKEKOHE TRAVEL

Ph: 09 237 0013 | Toll Free: 0800 785 386

Email: belinda@pukekohetravel.nz | www.pukekohetravel.co.nz



BONDED
MEMBER

Bonded Member of Travel Agents Association of New Zealand